

CODE NUMBER

3335016

DESCRIPTION

Solar Power Supply, Mixer Not Included, Polished Chrome Finish, 0.5 gpm, Aerated Spray, Infrared Sensor, Optima® Solar-Powered Deck-Mounted Mid Body.

DETAILS

- Flow Rate: 0.5 gpm (1.9 Lpm) (0.5GPM)
- Spray Type: Aerated (AER)
- Sensor Type: Infrared
- Mounting Type: Single Hole
- Power Supply: Solar (SOL)
- Temperature Mixer: Mixer Not Included
- Finish: Polished Chrome (CP)
- Factory Default Timeout: 30 seconds
- Factory Default Gallons per Cycle: 0.25

FEATURES

Commercial Grade, ADA Compliant, Electronic, Sensor-Activated, Cast Brass Hand Washing Faucet with the following features:

- Double Infrared Sensors with Automatic Setting Feature
- Automatic Self-adapting Sensor Technology Magnetic Solenoid Valve
- Water Supply Connection with Flexible High-pressure Hose and Strainer
- Appropriate Mounting Hardware included
- Includes 6 VDC Lithium Battery Back-up Power Source IQ-Click feature permits activation of continuous run and temporary off modes

ELECTRICAL SPECIFICATIONS

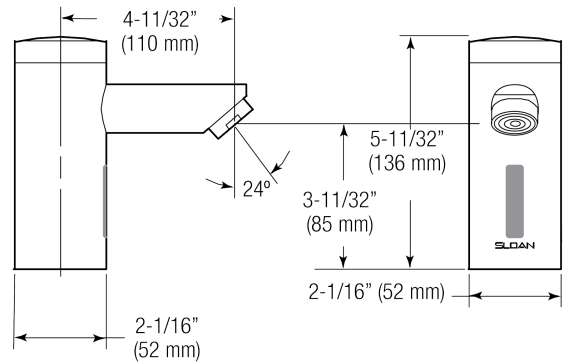
- Battery Life: 3 years 8,000 cycles/month
 - Optional power harvesting significantly extends service life
- Sensor Range: 4" - 5" (102 - 127mm)
- Timeout Adjustment Settings: 30s

VIDEOS

- ▶ PVD Special Finishes

DOWNLOADS

- [EAF 200/225/250/275 Installation Instructions](#)
- [EAF 200/225/250/275 \(SP\) Installation Instructions](#)
- [Faucet Spray Heads Repair and Maintenance Guide](#)
- [Optima Plus EAF 275 Repair and Maintenance Guide](#)
- [Trim Plate Guide](#)
- [Additional Downloads](#)



COMPLIANCES & CERTIFICATIONS



(ADA Compliant, ASME A112.18.1 Compliant, BREEAM Materials Credit, BREEAM Water Credit, CEC Compliant, cUPC Certified, UPC Certified, UPC Low Lead Compliant, cUPC Low Lead Compliant, EPD, Green Globes Materials & Resources Credit, Green Globes Water Credit, HPD, IAPMO, LEED Materials & Resources EPD Credit, LEED Materials & Resources HPD Credit, WaterSense Listed, NSF-61, NYC604.4, Proposition 65, Satisfies LEED Credits, TAS, WELL Building Standard)

NOTES

All information contained within this document subject to change without notice.

Looking for other variations of the EAF-275 product? [View the general spec sheet with all options.](#)

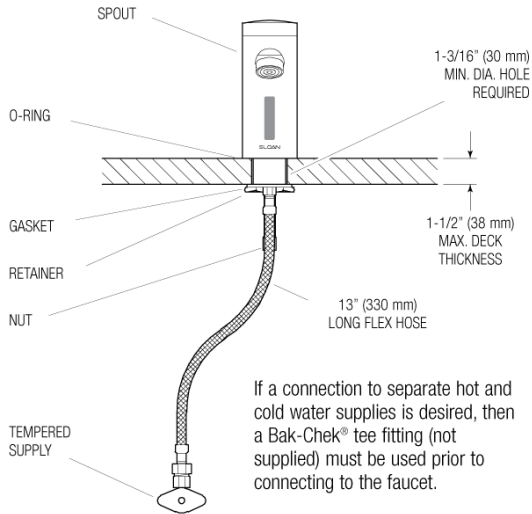
Find a matching soap dispenser for this faucet.
 Find a compatible sink for this faucet.

WARRANTY

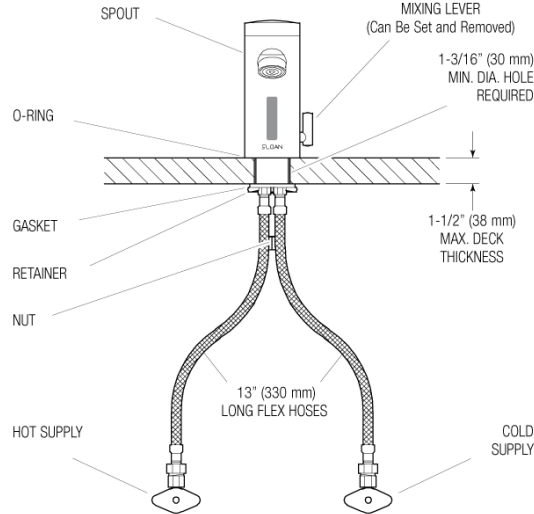
[View Warranty Information](#)

ROUGH-IN

EAF-275
 Faucet with Single Line Water Supply



EAF-275-ISM
 Faucet with Hot and Cold Water Supply



When the EAF faucet is installed on a sink that has three (3) hole punchings, a Trim Plate should be used. **Trim Plates must be specified and ordered separately:**

ETF-312-A
 Trim Plate for 4" (102 mm)
 Centerset Sink

ETF-510-A
 Trim Plate for 8" (203 mm)
 Centerset Sink